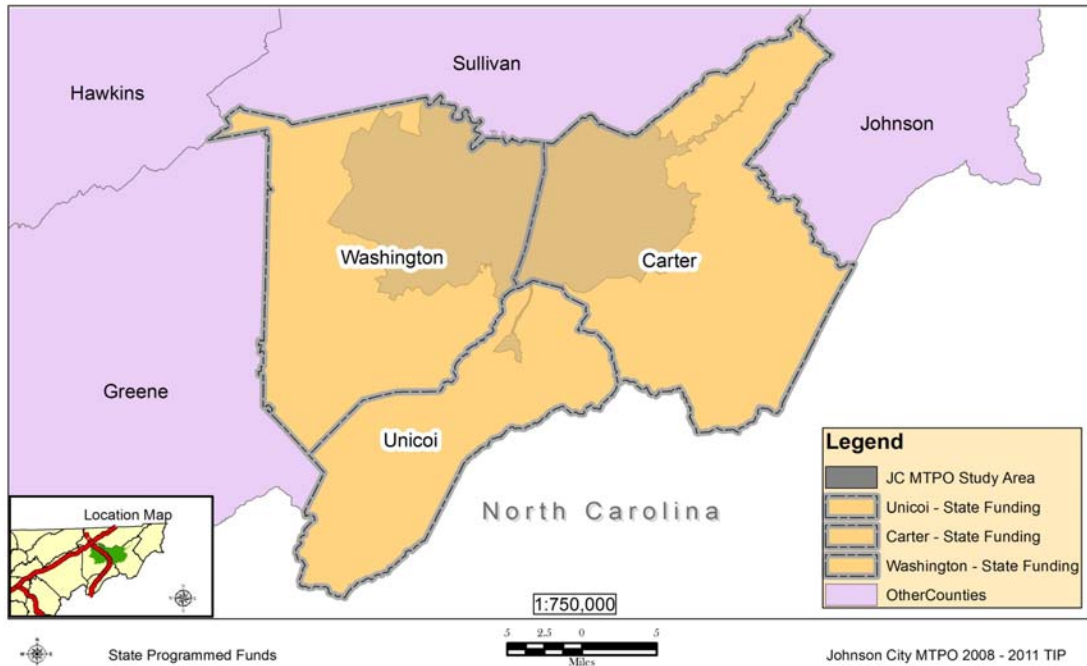


TIP #	2008-08	TDOT PIN#		PRIORITY		LEAD AGENCY	TDOT	
COUNTY	Washington/Carter/Unicoi		LENGTH		L RTP#		CONFORMITY	Attainment
PROJECT NAME	State Route Improvements		TOTAL PROJECT COST	\$540,000				
TERMINI OR INTERSECTION	Throughout Washington, Carter, and Unicoi counties							
PROJECT DESCRIPTION	Other preventive maintenance. State Route 3R improvements (resurfacing, slide repair, guardrail, signing, marking and other preventive maintenance.							

FISCAL YEAR	TYPE OF WORK	FUNDING TYPE	TOTAL FUNDS	FED FUNDS	STATE FUNDS	LOCAL FUNDS
2008	CN	State-STP	\$10,000	\$8,000	\$2,000	
2009	CN	State-STP	\$10,000	\$8,000	\$2,000	
2009	CN	ES-S	\$500,000	\$500,000	\$0	\$0
2010	CN	State-STP	\$10,000	\$8,000	\$2,000	
2011	CN	State-STP	\$10,000	\$8,000	\$2,000	

AMENDMENT #	1 (1-27-09)	ADJUSTMENT #	3 (8-25-08)	REMARKS	
-------------	-------------	--------------	-------------	---------	--

Location Map

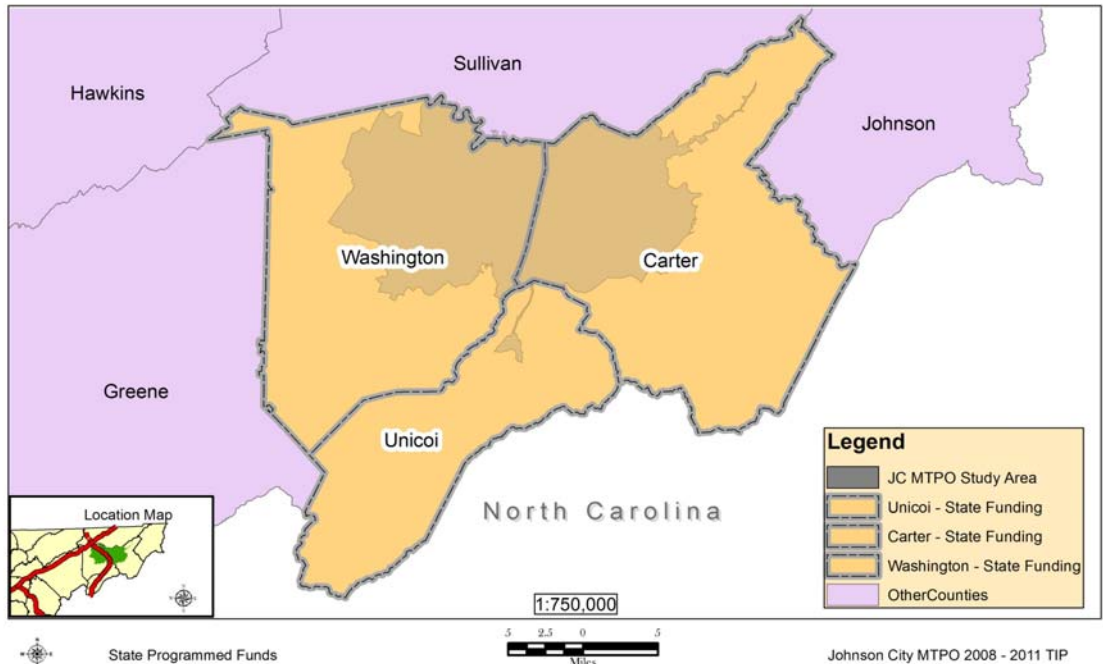


TIP #	2008-08	TDOT PIN#		PRIORITY		LEAD AGENCY	TDOT	
COUNTY	Washington/Carter/Unicoi		LENGTH		L RTP#		CONFORMITY	Attainment
PROJECT NAME	State Route Improvements		TOTAL PROJECT COST	\$5,524,000				
TERMINI OR INTERSECTION	Throughout Washington, Carter, and Unicoi counties							
PROJECT DESCRIPTION	Other preventive maintenance. State Route 3R improvements (resurfacing, slide repair, guardrail, signing, marking and other preventive maintenance.							

FISCAL YEAR	TYPE OF WORK	FUNDING TYPE	TOTAL FUNDS	FED FUNDS	STATE FUNDS	LOCAL FUNDS
2008	CN	State-STP	\$10,000	\$8,000	\$2,000	
2009	CN	State-STP	\$10,000	\$8,000	\$2,000	
2009	CN	ES-S	\$5,484,000	\$5,484,000	\$0	\$0
2010	CN	State-STP	\$10,000	\$8,000	\$2,000	
2011	CN	State-STP	\$10,000	\$8,000	\$2,000	

AMENDMENT #	1 (1-27-09)	ADJUSTMENT #	3 (8-25-08) 8 (6-16-09)	REMARKS	
-------------	-------------	--------------	----------------------------	---------	--

Location Map

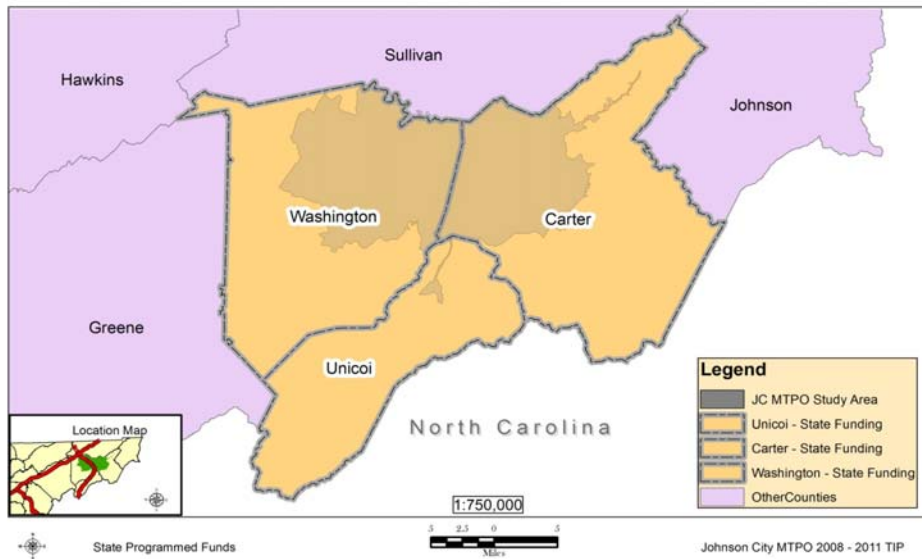


TIP #	2008-12	TDOT PIN#		PRIORITY		LEAD AGENCY	TDOT
COUNTY	Washington/Carter/Unicoi		LENGTH		L RTP#		CONFORMITY - Attainment
PROJECT NAME	Bridge Replacement State			TOTAL PROJECT COST	\$10,216,000		
TERMINI OR INTERSECTION	Throughout Washington, Carter, and Unicoi Counties						
PROJECT DESCRIPTION	Bridge replacement, rehabilitation, systematic repair and preservation projects in the urbanized areas to be determined during the annual selection						

FISCAL YEAR	TYPE OF WORK	FUNDING TYPE	TOTAL FUNDS	FED FUNDS	STATE FUNDS	LOCAL FUNDS
2008	PE,CN, ROW	BRR-S	\$9,686,000	\$7,748,800	\$1,937,200	\$0
2009	PE,CN, ROW	BRR-S	\$10,000	\$8,000	\$2,000	\$0
2009	CN	ES-S	\$500,000	\$500,000	\$0	\$0
2010	PE,CN, ROW	BRR-S	\$10,000	\$8,000	\$2,000	\$0
2011	PE,CN, ROW	BRR-S	\$10,000	\$8,000	\$2,000	\$0

AMENDMENT #	1 (1-27-09)	ADJUSTMENT #	1 (6-1-08) 2 (8-1-08) 3 (8-25-08) 4 (9-22-08)	REMARKS	State selection process
-------------	-------------	--------------	--	---------	-------------------------

Location Map

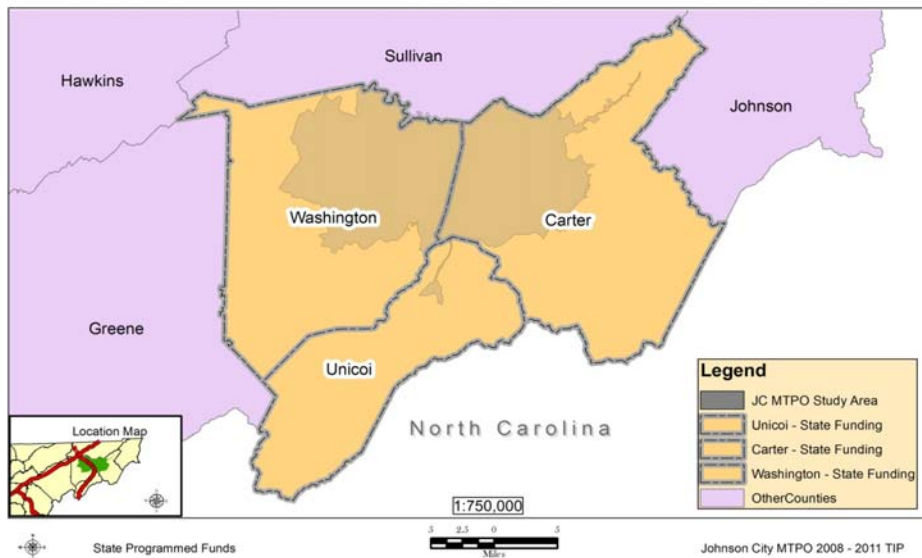


TIP #	2008-12	TDOT PIN#		PRIORITY		LEAD AGENCY	TDOT
COUNTY	Washington/Carter/Unicoi		LENGTH		L RTP#		CONFORMITY - Attainment
PROJECT NAME	Bridge Replacement State		TOTAL PROJECT COST	\$11,206,000			
TERMINI OR INTERSECTION	Throughout Washington, Carter, and Unicoi Counties						
PROJECT DESCRIPTION	Bridge replacement, rehabilitation, systematic repair and preservation projects in the urbanized areas to be determined during the annual selection						

FISCAL YEAR	TYPE OF WORK	FUNDING TYPE	TOTAL FUNDS	FED FUNDS	STATE FUNDS	LOCAL FUNDS
2008	PE,CN, ROW	BRR-S	\$9,686,000	\$7,748,800	\$1,937,200	\$0
2009	PE,CN, ROW	BRR-S	\$1,000,000	\$800,000	\$200,000	\$0
2009	CN	ES-S	\$500,000	\$500,000	\$0	\$0
2010	PE,CN, ROW	BRR-S	\$10,000	\$8,000	\$2,000	\$0
2011	PE,CN, ROW	BRR-S	\$10,000	\$8,000	\$2,000	\$0

AMENDMENT #	1 (1-27-09)	ADJUSTMENT #	1 (6-1-08) 2 (8-1-08) 3 (8-25-08) 4 (9-22-08) 8 (6-16-09)	REMARKS	State selection process
-------------	-------------	--------------	---	---------	-------------------------

Location Map

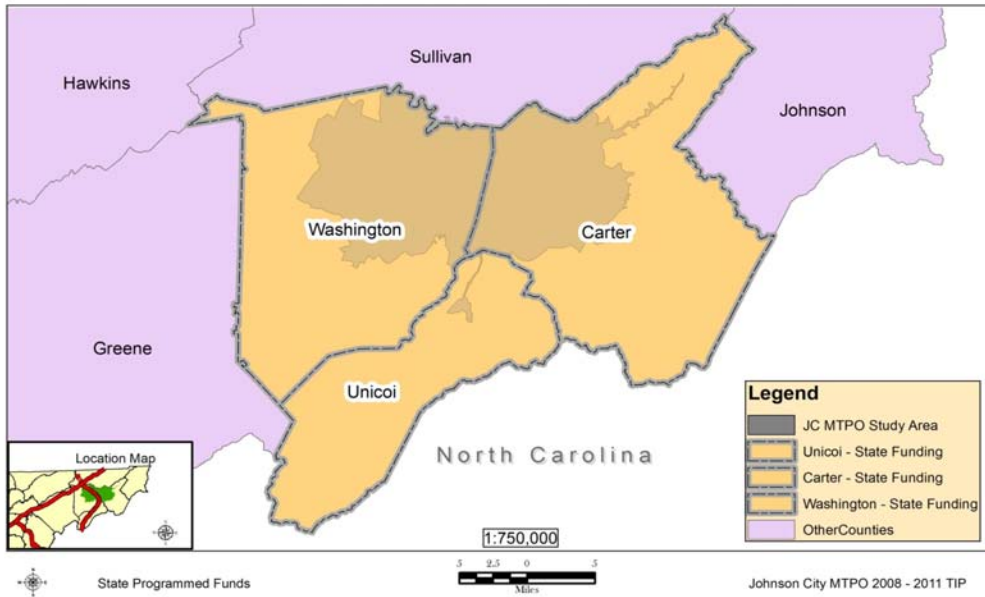


TIP #	2008-17	TDOT PIN#		PRIORITY		LEAD AGENCY	TDOT	
COUNTY	Washington/Carter/Unicoi		LENGTH		L RTP#		CONFORMITY	Attainment
PROJECT NAME	Interstate Maintenance		TOTAL PROJECT COST	\$80,000				
TERMINI OR INTERSECTION	Washington and Carter counties							
PROJECT DESCRIPTION	Interstate 3R improvements (resurfacing, slide repair, guardrail, signing, signalization, marking and other preventive maintenance.							

FISCAL YEAR	TYPE OF WORK	FUNDING TYPE	TOTAL FUNDS	FED FUNDS	STATE FUNDS	LOCAL FUNDS
2008	CN	IM	\$50,000	\$45,000	\$5,000	
2009	CN	IM	\$10,000	\$9,000	\$1,000	
2010	CN	IM	\$10,000	\$9,000	\$1,000	
2011	CN	IM	\$10,000	\$9,000	\$1,000	

AMENDMENT #		ADJUSTMENT #	3: 8-25-08	REMARKS	
-------------	--	--------------	------------	---------	--

Location Map

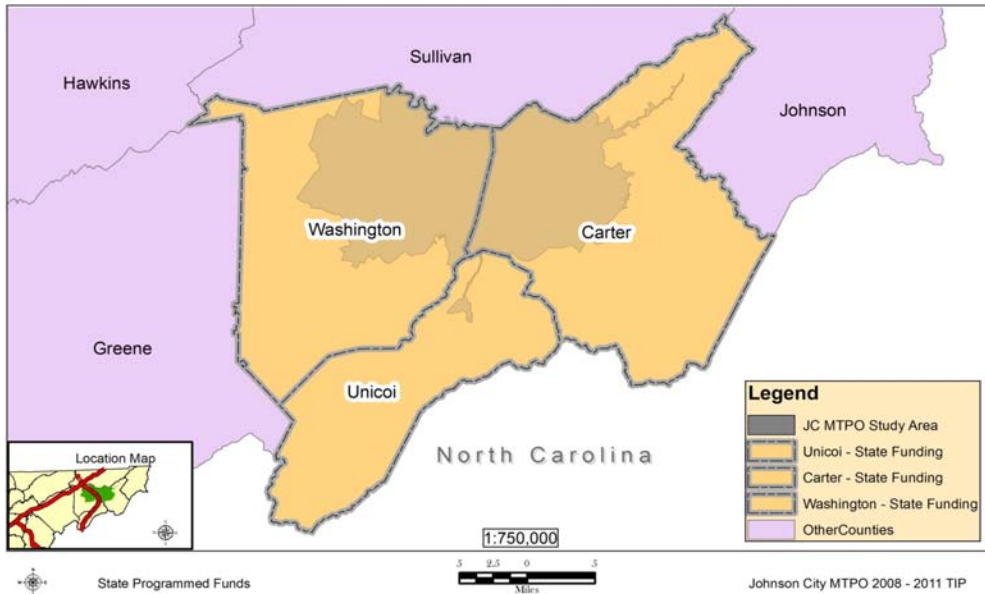


TIP #	2008-17	TDOT PIN#		PRIORITY		LEAD AGENCY	TDOT	
COUNTY	Washington/Carter/Unicoi		LENGTH		L RTP#		CONFORMITY	Attainment
PROJECT NAME	Interstate Maintenance		TOTAL PROJECT COST	\$172,800				
TERMINI OR INTERSECTION	Washington and Carter counties							
PROJECT DESCRIPTION	Interstate 3R improvements (resurfacing, slide repair, guardrail, signing, signalization, marking and other preventive maintenance.							

FISCAL YEAR	TYPE OF WORK	FUNDING TYPE	TOTAL FUNDS	FED FUNDS	STATE FUNDS	LOCAL FUNDS
2008	CN	IM	\$50,000	\$45,000	\$5,000	
2009	CN	IM	\$102,800	\$92,520	\$10,280	
2010	CN	IM	\$10,000	\$9,000	\$1,000	
2011	CN	IM	\$10,000	\$9,000	\$1,000	

AMENDMENT #		ADJUSTMENT #	3: 8-25-08 8 (6-16-09)	REMARKS	
-------------	--	--------------	---------------------------	---------	--

Location Map



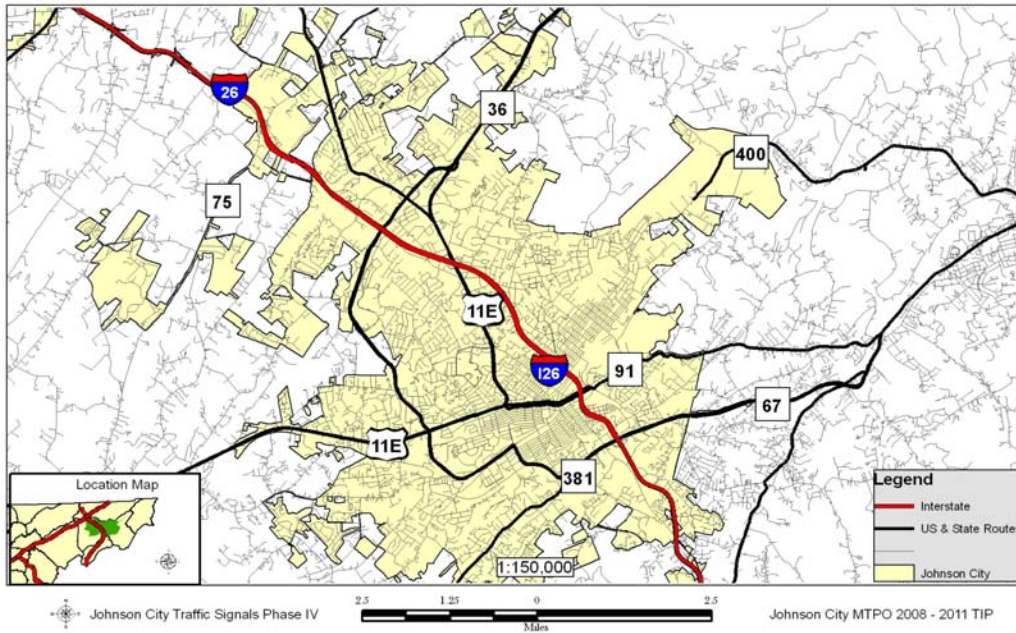
TIP #	2008-04	TDOT PIN#	PIN#111350.00	PRIORITY	High	LEAD AGENCY	Johnson City, TN
COUNTY/CITY	Washington/Johnson City	LENGTH	N/A	LRTP#		CONFORMITY	Consistant with plan Attainment
PROJECT NAME	Signalization at 12 Intersections (Johnson City)		TOTAL PROJECT COST	\$2,000,000			
TERMINI OR INTERSECTION	Traffic Signals at various locations.						
PROJECT DESCRIPTION	Upgrade and install traffic signals at 12 intersections to improve safety and congestion.						

FISCAL YEAR	TYPE OF WORK	FUNDING TYPE	TOTAL FUNDS	FED FUNDS	STATE FUNDS	LOCAL FUNDS
2008	PE	STP-Local	\$200,000	\$200,000		
2008	CN	STP-Local	\$1,800,000	\$1,800,000		

AMENDMENT #		ADJUSTMENT #	5: 10-22-08	REMARKS	
-------------	--	--------------	-------------	---------	--

Location Map

12 Signals throughout Johnson City



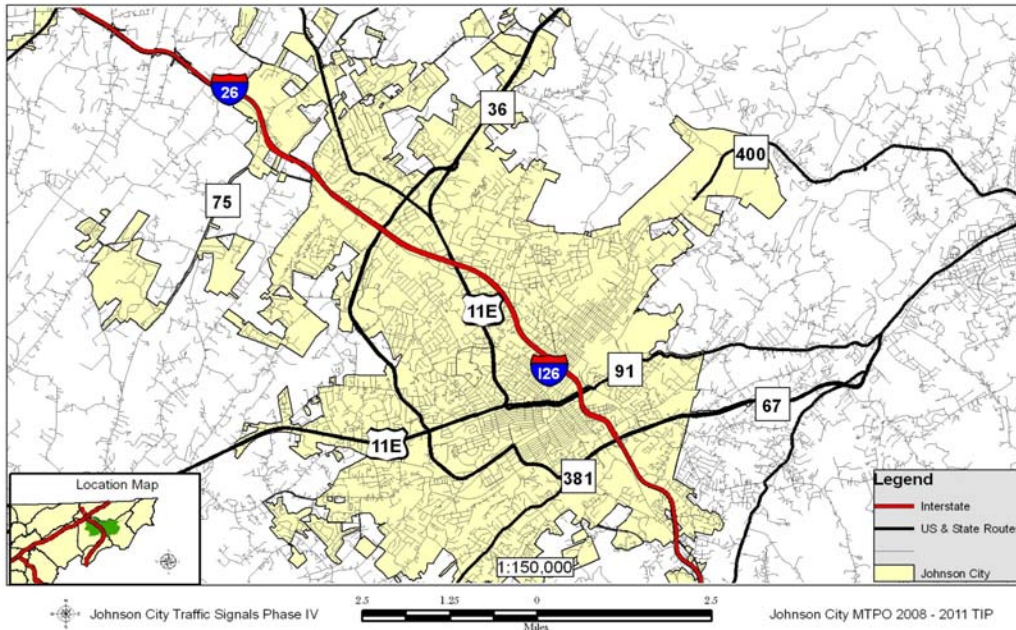
TIP #	2008-04	TDOT PIN#	111350.00	PRIORITY	High	LEAD AGENCY	Johnson City, TN
COUNTY/CITY	Washington/Johnson City	LENGTH	N/A	LRTP#	Consistant with plan	CONFORMITY	Attainment
PROJECT NAME	Signalization at 12 Intersections (Johnson City)		TOTAL PROJECT COST	\$2,000,000			
TERMINI OR INTERSECTION	Traffic Signals at various locations.						
PROJECT DESCRIPTION	Upgrade and install traffic signals at 12 intersections to improve safety and congestion.						

FISCAL YEAR	TYPE OF WORK	FUNDING TYPE	TOTAL FUNDS	FED FUNDS	STATE FUNDS	LOCAL FUNDS
2008	PE	STP-Local	\$175,000	\$175,000	\$0	\$0
2008	PE	STP-Local	\$100,000	\$100,000	\$0	\$0
2008	ROW	STP-Local	\$225,000	\$225,000	\$0	\$0
2008	CN	STP-Local	\$1,480,000	\$1,480,000	\$0	\$0
2008	CN	STP-Local	\$20,000	\$20,000	\$0	\$0

AMENDMENT #		ADJUSTMENT #	5: 10-22-08 8: 6-29-09	REMARKS	
-------------	--	--------------	---------------------------	---------	--

Location Map

12 Signals throughout Johnson City



JOHNSON CITY MTPO 2008 - 2011 TIP HIGHWAY FUNDING SUMMARY
Tables reflect Year of Expenature Dollars and a 2.5% inflation rate was used.
HIGHWAY TOTALS FOR FY-2008

Funding Source	Total Funds Available	Programmed Expenditures	Unprogrammed Balance
BRR-L	\$2,510,000.00	\$2,510,000.00	\$0.00
BRR-S	\$9,786,000.00	\$9,786,000.00	\$0.00
HPP	\$7,574,819.00	\$7,574,819.00	\$0.00
IM	\$50,000.00	\$50,000.00	\$0.00
NHS	\$200,000.00	\$200,000.00	\$0.00
STP (State)	\$4,980,000.00	\$4,980,000.00	\$0.00
STP (Local)	\$6,027,993.02	\$3,285,000.00	\$2,742,993.02
HSIP	\$1,000,000.00	\$1,000,000.00	\$0.00
SRTS	\$250,000.00	\$250,000.00	\$0.00
Operations & Maintenance	\$6,190,400.00	\$6,190,400.00	
ENH	\$858,000.00	\$858,000.00	\$0.00
NHCB	\$400,000.00	\$400,000.00	\$0.00
ES	\$0.00	\$0.00	\$0.00
Local (100%)	\$1,981,511.66	\$1,981,511.66	\$0.00
Total	\$41,808,723.68	\$39,065,730.66	\$2,742,993.02

HIGHWAY TOTALS FOR FY-2009

Funding Source	Total Funds Available	Programmed Expenditures	Unprogrammed Balance
BRR-L	\$210,000.00	\$210,000.00	\$0.00
BRR-S	\$20,000.00	\$20,000.00	\$0.00
HPP	\$5,856,300.00	\$5,856,300.00	\$0.00
IM	\$10,000.00	\$10,000.00	\$0.00
NHS	\$200,000.00	\$200,000.00	\$0.00
STP (State)	\$5,454,000.00	\$5,454,000.00	\$0.00
STP (Local)	\$3,836,443.02	\$1,610,000.00	\$2,226,443.02
HSIP	\$1,000,000.00	\$1,000,000.00	\$0.00
SRTS	\$250,000.00	\$250,000.00	\$0.00
Operations & Maintenance	\$6,190,400.00	\$6,190,400.00	
ENH	\$550,000.00	\$550,000.00	\$0.00
NHCB	\$0.00	\$0.00	\$0.00
ES-Local	\$2,435,941.00	\$2,435,941.00	\$0.00
ES-State	\$17,500,000.00	\$17,500,000.00	\$0.00
Local (100%)	\$575,000.00	\$575,000.00	\$0.00
Total	\$44,088,084.02	\$41,861,641.00	\$2,226,443.02

HIGHWAY TOTALS FOR FY-2010

Funding Source	Total Funds Available	Programmed Expenditures	Unprogrammed Balance
BRR-L	\$110,000.00	\$110,000.00	\$0.00
BRR-S	\$20,000.00	\$20,000.00	\$0.00
HPP	\$0.00	\$0.00	\$0.00
IM	\$10,000.00	\$10,000.00	\$0.00
NHS	\$200,000.00	\$200,000.00	\$0.00
STP (State)	\$310,000.00	\$310,000.00	\$0.00
STP (Local)	\$3,319,893.02	\$2,760,000.00	\$559,893.02
HSIP	\$1,000,000.00	\$1,000,000.00	\$0.00
SRTS	\$250,000.00	\$250,000.00	\$0.00
Operations & Maintenance	\$6,190,400.00	\$6,190,400.00	
ENH	\$550,000.00	\$550,000.00	\$0.00
NHCB	\$0.00	\$0.00	\$0.00
ES-Local	\$0.00	\$0.00	\$0.00
ES-State	\$0.00	\$0.00	\$0.00
Local (100%)	\$662,000.00	\$662,000.00	\$0.00
Total	\$12,622,293.02	\$12,062,400.00	\$559,893.02

HIGHWAY TOTALS FOR FY-2011

Funding Source	Total Funds Available	Programmed Expenditures	Unprogrammed Balance
BRR-L	\$110,000.00	\$110,000.00	\$0.00
BRR-S	\$20,000.00	\$20,000.00	\$0.00
HPP	\$0.00	\$0.00	\$0.00
IM	\$10,000.00	\$10,000.00	\$0.00
NHS	\$200,000.00	\$200,000.00	\$0.00
STP (State)	\$310,000.00	\$310,000.00	\$0.00
STP (Local)	\$1,653,343.02	\$0.00	\$1,653,343.02
HSIP	\$1,000,000.00	\$1,000,000.00	\$0.00
SRTS	\$0.00	\$0.00	\$0.00
Operations & Maintenance	\$6,190,400.00	\$6,190,400.00	
ENH	\$0.00	\$0.00	\$0.00
NHCB	\$0.00	\$0.00	\$0.00
ES-Local	\$0.00	\$0.00	\$0.00
ES-State	\$0.00	\$0.00	\$0.00
Local (100%)	\$22,000.00	\$22,000.00	\$0.00
Total	\$9,515,743.02	\$7,862,400.00	\$1,653,343.02

Grand Total	Total Funds Available	Programmed Expenditures	Unprogrammed Balance
	\$108,034,843.74	\$106,381,500.72	\$1,653,343.02

JOHNSON CITY MTPO 2008 - 2011 TIP HIGHWAY FUNDING SUMMARY
Tables reflect Year of Expenature Dollars and a 2.5% inflation rate was used.
HIGHWAY TOTALS FOR FY-2008

Funding Source	Total Funds Available	Programmed Expenditures	Unprogrammed Balance
BRR-L	\$2,510,000.00	\$2,510,000.00	\$0.00
BRR-S	\$9,786,000.00	\$9,786,000.00	\$0.00
HPP	\$7,574,819.00	\$7,574,819.00	\$0.00
IM	\$50,000.00	\$50,000.00	\$0.00
NHS	\$200,000.00	\$200,000.00	\$0.00
STP (State)	\$4,980,000.00	\$4,980,000.00	\$0.00
STP (Local)	\$6,027,993.02	\$3,285,000.00	\$2,742,993.02
HSIP	\$1,000,000.00	\$1,000,000.00	\$0.00
SRTS	\$250,000.00	\$250,000.00	\$0.00
Operations & Maintenance	\$6,190,400.00	\$6,190,400.00	
ENH	\$858,000.00	\$858,000.00	\$0.00
NHCB	\$400,000.00	\$400,000.00	\$0.00
ES	\$0.00	\$0.00	\$0.00
Local (100%)	\$1,981,511.66	\$1,981,511.66	\$0.00
Total	\$41,808,723.68	\$39,065,730.66	\$2,742,993.02

HIGHWAY TOTALS FOR FY-2009

Funding Source	Total Funds Available	Programmed Expenditures	Unprogrammed Balance
BRR-L	\$210,000.00	\$210,000.00	\$0.00
BRR-S	\$1,010,000.00	\$1,010,000.00	\$0.00
HPP	\$5,856,300.00	\$5,856,300.00	\$0.00
IM	\$102,800.00	\$102,800.00	\$0.00
NHS	\$200,000.00	\$200,000.00	\$0.00
STP (State)	\$5,454,000.00	\$5,454,000.00	\$0.00
STP (Local)	\$3,836,443.02	\$1,610,000.00	\$2,226,443.02
HSIP	\$1,000,000.00	\$1,000,000.00	\$0.00
SRTS	\$250,000.00	\$250,000.00	\$0.00
Operations & Maintenance	\$6,190,400.00	\$6,190,400.00	
ENH	\$550,000.00	\$550,000.00	\$0.00
NHCB	\$0.00	\$0.00	\$0.00
ES-Local	\$2,435,941.00	\$2,435,941.00	\$0.00
ES-State	\$22,484,000.00	\$22,484,000.00	\$0.00
Local (100%)	\$575,000.00	\$575,000.00	\$0.00
Total	\$50,154,884.02	\$47,928,441.00	\$2,226,443.02

HIGHWAY TOTALS FOR FY-2010

Funding Source	Total Funds Available	Programmed Expenditures	Unprogrammed Balance
BRR-L	\$110,000.00	\$110,000.00	\$0.00
BRR-S	\$20,000.00	\$20,000.00	\$0.00
HPP	\$0.00	\$0.00	\$0.00
IM	\$10,000.00	\$10,000.00	\$0.00
NHS	\$200,000.00	\$200,000.00	\$0.00
STP (State)	\$310,000.00	\$310,000.00	\$0.00
STP (Local)	\$3,319,893.02	\$2,760,000.00	\$559,893.02
HSIP	\$1,000,000.00	\$1,000,000.00	\$0.00
SRTS	\$250,000.00	\$250,000.00	\$0.00
Operations & Maintenance	\$6,190,400.00	\$6,190,400.00	
ENH	\$550,000.00	\$550,000.00	\$0.00
NHCB	\$0.00	\$0.00	\$0.00
ES-Local	\$0.00	\$0.00	\$0.00
ES-State	\$0.00	\$0.00	\$0.00
Local (100%)	\$662,000.00	\$662,000.00	\$0.00
Total	\$12,622,293.02	\$12,062,400.00	\$559,893.02

HIGHWAY TOTALS FOR FY-2011

Funding Source	Total Funds Available	Programmed Expenditures	Unprogrammed Balance
BRR-L	\$110,000.00	\$110,000.00	\$0.00
BRR-S	\$20,000.00	\$20,000.00	\$0.00
HPP	\$0.00	\$0.00	\$0.00
IM	\$10,000.00	\$10,000.00	\$0.00
NHS	\$200,000.00	\$200,000.00	\$0.00
STP (State)	\$310,000.00	\$310,000.00	\$0.00
STP (Local)	\$1,653,343.02	\$0.00	\$1,653,343.02
HSIP	\$1,000,000.00	\$1,000,000.00	\$0.00
SRTS	\$0.00	\$0.00	\$0.00
Operations & Maintenance	\$6,190,400.00	\$6,190,400.00	
ENH	\$0.00	\$0.00	\$0.00
NHCB	\$0.00	\$0.00	\$0.00
ES-Local	\$0.00	\$0.00	\$0.00
ES-State	\$0.00	\$0.00	\$0.00
Local (100%)	\$22,000.00	\$22,000.00	\$0.00
Total	\$9,515,743.02	\$7,862,400.00	\$1,653,343.02

Grand Total	Total Funds Available	Programmed Expenditures	Unprogrammed Balance
	\$114,101,643.74	\$112,448,300.72	\$1,653,343.02