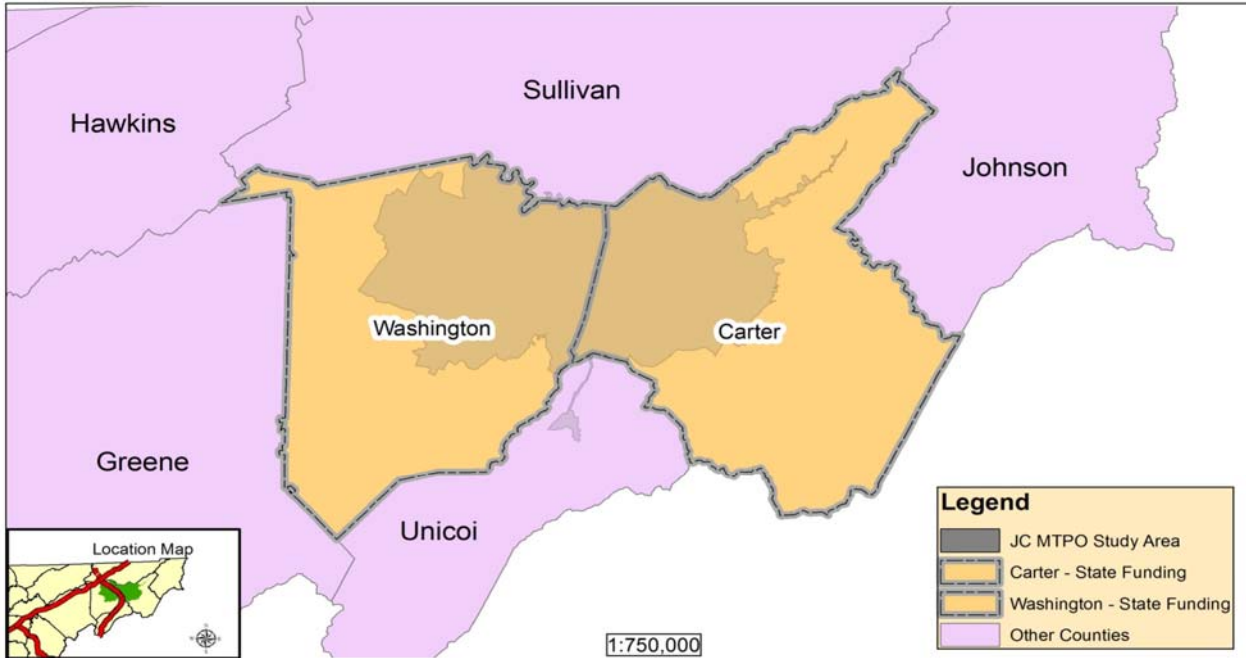


TIP #	2008-06	TDOT PIN#		PRIORITY		LEAD AGENCY	TDOT	
COUNTY	Washington/Carter		LENGTH	Countywide	L RTP#		CONFORMITY	Attainment
PROJECT NAME	Cost Overrun State STP(previous)		TOTAL PROJECT COST	\$400,000				
TERMINI OR INTERSECTION	Throughout Washington and Carter Counties							
PROJECT DESCRIPTION	Funds to cover cost overruns on project phases which were included in previous STIPS							

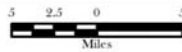
FISCAL YEAR	TYPE OF WORK	FUNDING TYPE	TOTAL FUNDS	FED FUNDS	STATE FUNDS	LOCAL FUNDS
2008	PE,CN, ROW	State-STP	\$100,000	\$80,000	\$20,000	
2009	PE,CN, ROW	State-STP	\$100,000	\$80,000	\$20,000	
2010	PE,CN, ROW	State-STP	\$100,000	\$80,000	\$20,000	
2011	PE,CN, ROW	State-STP	\$100,000	\$80,000	\$20,000	

AMENDMENT #		ADJUSTMENT #		REMARKS	
-------------	--	--------------	--	---------	--

Location Map



State Programmed Funds



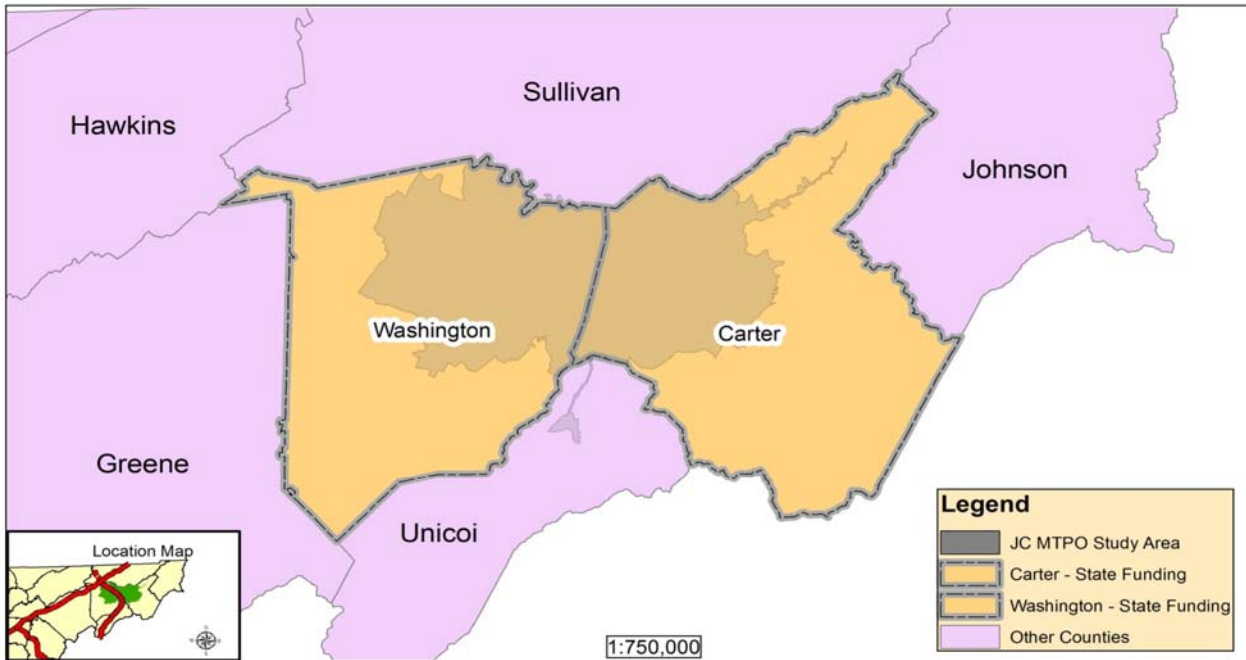
Johnson City MTPO 2008 - 2011 TIP

TIP #	2008-06	TDOT PIN#		PRIORITY		LEAD AGENCY	TDOT	
COUNTY	Washington/Carter		LENGTH	Countywide	L RTP#		CONFORMITY	Attainment
PROJECT NAME	Cost Overrun State STP(previous)			TOTAL PROJECT COST	\$2,270,000			
TERMINI OR INTERSECTION	Throughout Washington and Carter Counties							
PROJECT DESCRIPTION	Funds to cover cost overruns on project phases which were included in previous STIPS							


FISCAL YEAR	TYPE OF WORK	FUNDING TYPE	TOTAL FUNDS	FED FUNDS	STATE FUNDS	LOCAL FUNDS
2008	PE,CN, ROW	State-STP	\$1,970,000	\$1,576,000	\$394,000	
2009	PE,CN, ROW	State-STP	\$100,000	\$80,000	\$20,000	
2010	PE,CN, ROW	State-STP	\$100,000	\$80,000	\$20,000	
2011	PE,CN, ROW	State-STP	\$100,000	\$80,000	\$20,000	

AMENDMENT #		ADJUSTMENT #	1	REMARKS	
-------------	--	--------------	---	---------	--

Location Map



State Programmed Funds



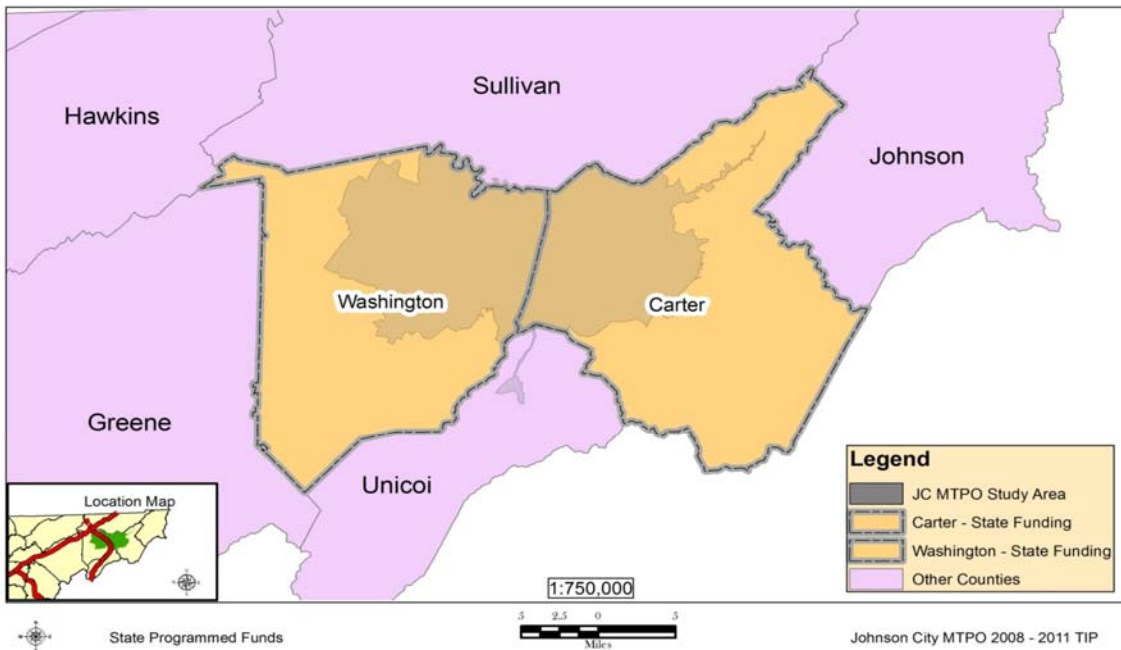
Johnson City MTPO 2008 - 2011 TIP

TIP #	2008-12	TDOT PIN#		PRIORITY		LEAD AGENCY	TDOT
COUNTY	Washington/Carter		LENGTH		LRTP#		CONFORMITY - Attainment
PROJECT NAME	Bridge Replacement State			TOTAL PROJECT COST	\$8,330,000		
TERMINI OR INTERSECTION	Throughout Washington and Carter Counties						
PROJECT DESCRIPTION	Bridge replacement, rehabilitation, systematic repair and preservation projects in the urbanized areas to be determined during the annual selection						

FISCAL YEAR	TYPE OF WORK	FUNDING TYPE	TOTAL FUNDS	FED FUNDS	STATE FUNDS	LOCAL FUNDS
2008	PE,CN, ROW	BRR-S	\$8,330,000	\$6,640,000	\$1,660,000	
2009	PE,CN, ROW	BRR-S	\$10,000	\$8,000	\$2,000	
2010	PE,CN, ROW	BRR-S	\$10,000	\$8,000	\$2,000	
2011	PE,CN, ROW	BRR-S	\$10,000	\$8,000	\$2,000	

AMENDMENT #		ADJUSTMENT #		REMARKS	State selection process
-------------	--	--------------	--	---------	-------------------------

Location Map

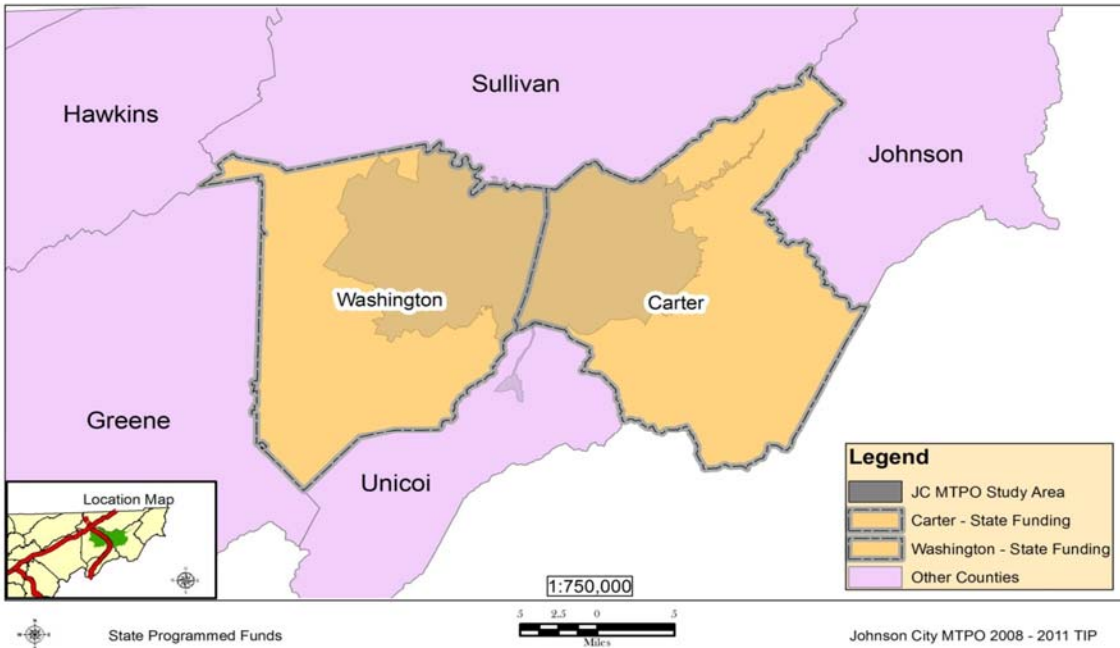


TIP #	2008-12	TDOT PIN#		PRIORITY		LEAD AGENCY	TDOT
COUNTY	Washington/Carter	LENGTH		L RTP#		CONFORMITY - Attainment	
PROJECT NAME	Bridge Replacement State	TOTAL PROJECT COST	\$8,770,000				
TERMINI OR INTERSECTION	Throughout Washington and Carter Counties						
PROJECT DESCRIPTION	Bridge replacement, rehabilitation, systematic repair and preservation projects in the urbanized areas to be determined during the annual selection						

FISCAL YEAR	TYPE OF WORK	FUNDING TYPE	TOTAL FUNDS	FED FUNDS	STATE FUNDS	LOCAL FUNDS
2008	PE,CN, ROW	BRR-S	\$8,740,000	\$6,992,000	\$1,748,000	
2009	PE,CN, ROW	BRR-S	\$10,000	\$8,000	\$2,000	
2010	PE,CN, ROW	BRR-S	\$10,000	\$8,000	\$2,000	
2011	PE,CN, ROW	BRR-S	\$10,000	\$8,000	\$2,000	

AMENDMENT #		ADJUSTMENT #	1	REMARKS	State selection process
-------------	--	--------------	---	---------	-------------------------

Location Map



JOHNSON CITY MTPO 2008 - 2011 TIP HIGHWAY FUNDING SUMMARY

Tables reflect Year of Expenature Dollars and a 2.5% inflation rate was used.

HIGHWAY TOTALS FOR FY-2008

Funding Source	Total Funds Available	Programmed Expenditures	Unprogrammed Balance
BRR-L	\$2,510,000.00	\$2,510,000.00	\$0.00
BRR-S	\$8,400,000.00	\$8,400,000.00	\$0.00
HPP	\$7,974,819.00	\$7,974,819.00	\$0.00
IM	\$50,000.00	\$50,000.00	\$0.00
NHS	\$200,000.00	\$200,000.00	\$0.00
STP (State)	\$6,500,400.00	\$6,500,400.00	\$0.00
STP (Local)	\$6,027,993.02	\$3,410,760.00	\$2,617,233.02
HSIP	\$1,000,000.00	\$1,000,000.00	\$0.00
SRTS	\$250,000.00	\$250,000.00	\$0.00
Operations & Maintenance	\$6,190,400.00	\$6,190,400.00	
ENH	\$858,000.00	\$858,000.00	\$0.00
Local (100%)	\$1,981,511.66	\$1,981,511.66	\$0.00
Total	\$41,943,123.68	\$39,325,890.66	\$2,617,233.02

HIGHWAY TOTALS FOR FY-2009

Funding Source	Total Funds Available	Programmed Expenditures	Unprogrammed Balance
BRR-L	\$210,000.00	\$210,000.00	\$0.00
BRR-S	\$20,000.00	\$20,000.00	\$0.00
HPP	\$5,500,000.00	\$5,500,000.00	\$0.00
IM	\$10,000.00	\$10,000.00	\$0.00
NHS	\$200,000.00	\$200,000.00	\$0.00
STP (State)	\$310,000.00	\$310,000.00	\$0.00
STP (Local)	\$3,421,571.39	\$1,567,000.00	\$1,854,571.39
HSIP	\$1,000,000.00	\$1,000,000.00	\$0.00
SRTS	\$250,000.00	\$250,000.00	\$0.00
Operations & Maintenance	\$6,190,400.00	\$6,190,400.00	
ENH	\$550,000.00	\$550,000.00	\$0.00
Local (100%)	\$575,000.00	\$575,000.00	\$0.00
Total	\$18,236,971.39	\$16,382,400.00	\$1,854,571.39

HIGHWAY TOTALS FOR FY-2010

Funding Source	Total Funds Available	Programmed Expenditures	Unprogrammed Balance
BRR-L	\$110,000.00	\$110,000.00	\$0.00
BRR-S	\$20,000.00	\$20,000.00	\$0.00
HPP	\$0.00	\$0.00	\$0.00
IM	\$10,000.00	\$10,000.00	\$0.00
NHS	\$200,000.00	\$200,000.00	\$0.00
STP (State)	\$310,000.00	\$310,000.00	\$0.00
STP (Local)	\$3,243,021.39	\$2,560,000.00	\$683,021.39
HSIP	\$1,000,000.00	\$1,000,000.00	\$0.00
SRTS	\$250,000.00	\$250,000.00	\$0.00
Operations & Maintenance	\$6,190,400.00	\$6,190,400.00	
ENH	\$550,000.00	\$550,000.00	\$0.00
Local (100%)	\$662,000.00	\$662,000.00	\$0.00
Total	\$12,545,421.39	\$11,862,400.00	\$683,021.39

HIGHWAY TOTALS FOR FY-2011

Funding Source	Total Funds Available	Programmed Expenditures	Unprogrammed Balance
BRR-L	\$110,000.00	\$110,000.00	\$0.00
BRR-S	\$20,000.00	\$20,000.00	\$0.00
HPP	\$0.00	\$0.00	\$0.00
IM	\$10,000.00	\$10,000.00	\$0.00
NHS	\$200,000.00	\$200,000.00	\$0.00
STP (State)	\$310,000.00	\$310,000.00	\$0.00
STP (Local)	\$1,776,471.39	\$0.00	\$1,776,471.39
HSIP	\$1,000,000.00	\$1,000,000.00	\$0.00
SRTS	\$0.00	\$0.00	\$0.00
Operations & Maintenance	\$6,190,400.00	\$6,190,400.00	
ENH	\$0.00	\$0.00	\$0.00
Local (100%)	\$22,000.00	\$22,000.00	\$0.00
Total	\$9,638,871.39	\$7,862,400.00	\$1,776,471.39

Grand Total	Total Funds Available	Programmed Expenditures	Unprogrammed Balance
	\$82,364,387.85	\$80,587,916.46	\$1,776,471.39

JOHNSON CITY MTPO 2008 - 2011 TIP HIGHWAY FUNDING SUMMARY

Tables reflect Year of Expenature Dollars and a 2.5% inflation rate was used.

HIGHWAY TOTALS FOR FY-2008

Funding Source	Total Funds Available	Programmed Expenditures	Unprogrammed Balance
BRR-L	\$2,510,000.00	\$2,510,000.00	\$0.00
BRR-S	\$8,840,000.00	\$8,840,000.00	\$0.00
HPP	\$7,974,819.00	\$7,974,819.00	\$0.00
IM	\$50,000.00	\$50,000.00	\$0.00
NHS	\$200,000.00	\$200,000.00	\$0.00
STP (State)	\$8,370,400.00	\$8,370,400.00	\$0.00
STP (Local)	\$6,027,993.02	\$3,410,760.00	\$2,617,233.02
HSIP	\$1,000,000.00	\$1,000,000.00	\$0.00
SRTS	\$250,000.00	\$250,000.00	\$0.00
Operations & Maintenance	\$6,190,400.00	\$6,190,400.00	
ENH	\$858,000.00	\$858,000.00	\$0.00
Local (100%)	\$1,981,511.66	\$1,981,511.66	\$0.00
Total	\$44,253,123.68	\$41,635,890.66	\$2,617,233.02

HIGHWAY TOTALS FOR FY-2009

Funding Source	Total Funds Available	Programmed Expenditures	Unprogrammed Balance
BRR-L	\$210,000.00	\$210,000.00	\$0.00
BRR-S	\$20,000.00	\$20,000.00	\$0.00
HPP	\$5,500,000.00	\$5,500,000.00	\$0.00
IM	\$10,000.00	\$10,000.00	\$0.00
NHS	\$200,000.00	\$200,000.00	\$0.00
STP (State)	\$310,000.00	\$310,000.00	\$0.00
STP (Local)	\$3,421,571.39	\$1,567,000.00	\$1,854,571.39
HSIP	\$1,000,000.00	\$1,000,000.00	\$0.00
SRTS	\$250,000.00	\$250,000.00	\$0.00
Operations & Maintenance	\$6,190,400.00	\$6,190,400.00	
ENH	\$550,000.00	\$550,000.00	\$0.00
Local (100%)	\$575,000.00	\$575,000.00	\$0.00
Total	\$18,236,971.39	\$16,382,400.00	\$1,854,571.39

HIGHWAY TOTALS FOR FY-2010

Funding Source	Total Funds Available	Programmed Expenditures	Unprogrammed Balance
BRR-L	\$110,000.00	\$110,000.00	\$0.00
BRR-S	\$20,000.00	\$20,000.00	\$0.00
HPP	\$0.00	\$0.00	\$0.00
IM	\$10,000.00	\$10,000.00	\$0.00
NHS	\$200,000.00	\$200,000.00	\$0.00
STP (State)	\$310,000.00	\$310,000.00	\$0.00
STP (Local)	\$3,243,021.39	\$2,560,000.00	\$683,021.39
HSIP	\$1,000,000.00	\$1,000,000.00	\$0.00
SRTS	\$250,000.00	\$250,000.00	\$0.00
Operations & Maintenance	\$6,190,400.00	\$6,190,400.00	
ENH	\$550,000.00	\$550,000.00	\$0.00
Local (100%)	\$662,000.00	\$662,000.00	\$0.00
Total	\$12,545,421.39	\$11,862,400.00	\$683,021.39

HIGHWAY TOTALS FOR FY-2011

Funding Source	Total Funds Available	Programmed Expenditures	Unprogrammed Balance
BRR-L	\$110,000.00	\$110,000.00	\$0.00
BRR-S	\$20,000.00	\$20,000.00	\$0.00
HPP	\$0.00	\$0.00	\$0.00
IM	\$10,000.00	\$10,000.00	\$0.00
NHS	\$200,000.00	\$200,000.00	\$0.00
STP (State)	\$310,000.00	\$310,000.00	\$0.00
STP (Local)	\$1,776,471.39	\$0.00	\$1,776,471.39
HSIP	\$1,000,000.00	\$1,000,000.00	\$0.00
SRTS	\$0.00	\$0.00	\$0.00
Operations & Maintenance	\$6,190,400.00	\$6,190,400.00	
ENH	\$0.00	\$0.00	\$0.00
Local (100%)	\$22,000.00	\$22,000.00	\$0.00
Total	\$9,638,871.39	\$7,862,400.00	\$1,776,471.39

Grand Total	Total Funds Available	Programmed Expenditures	Unprogrammed Balance
	\$84,674,387.85	\$82,897,916.46	\$1,776,471.39